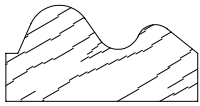
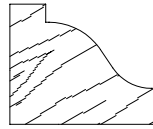



- PANEL MOULD -



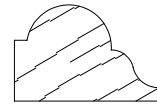
SCM 7001
 1/2 X 1



SCM 7002
 5/8 X 3/4



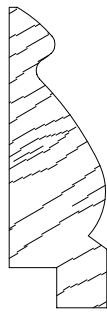
SCM 7003
 1/2 X 3/4



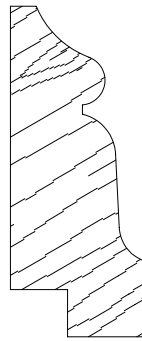
SCM 7004
 1/2 X 3/4



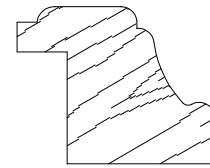
SCM 7005
 1/2 X 1



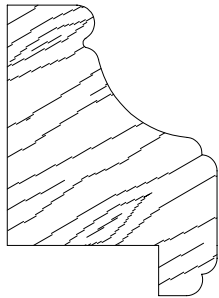
SCM 7006
 1/2 X 1-9/16



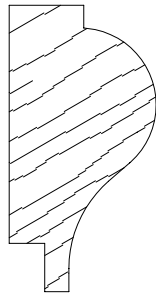
SCM 7007
 3/4 X 1-3/4



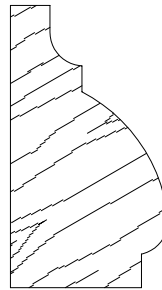
SCM 7008
 13/16 X 1



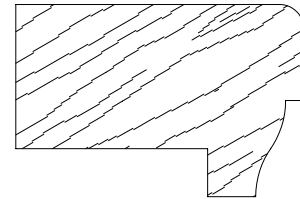
SCM 7009
 1 X 1-1/2



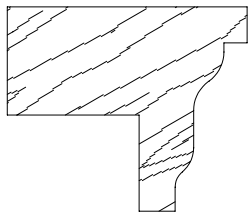
SCM 7010
 3/4 X 1-1/2



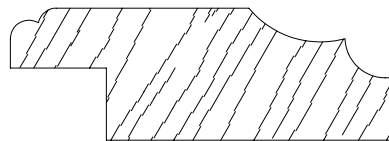
SCM 7011
 13/16 X 1-1/2



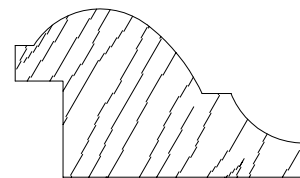
SCM 7012
 1 X 1-1/2



SCM 7013
 1-1/16 X 1-1/4

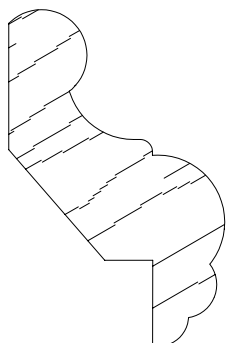


SCM 7014
 11/16 X 2

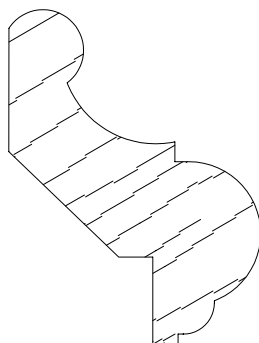


SCM 7015
 7/8 X 1-1/2

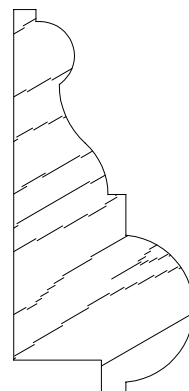
- PANEL MOULD -



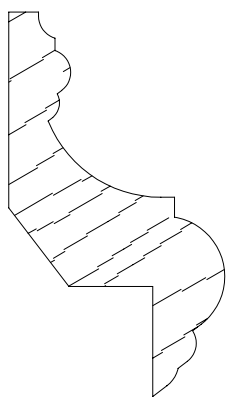
SCM 7016
1-3/16 X 1-3/4



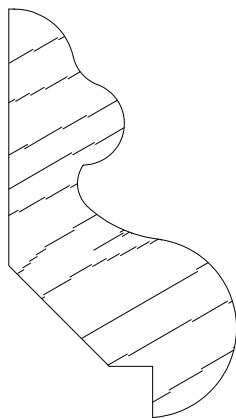
SCM 7017
1-3/16 X 1-3/4



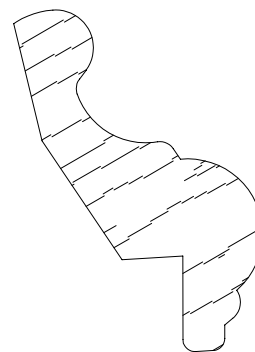
SCM 7018
15/16 X 2



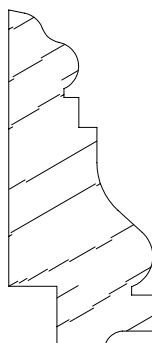
SCM 7019
1-3/16 X 2



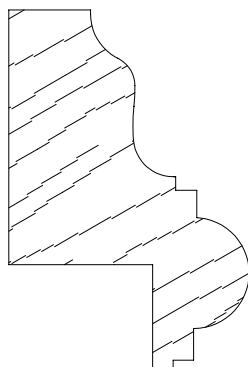
SCM 7020
1-3/16 X 2-1/8



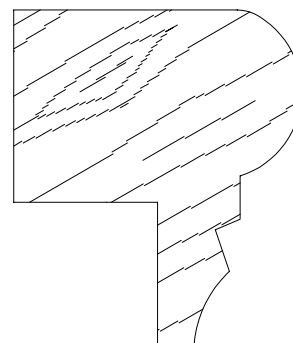
SCM 7021
3/4 X 2



SCM 7022
3/4 X 1-3/4

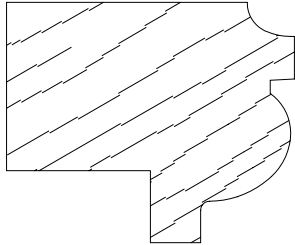


SCM 7023
1-1/4 X 1-7/8

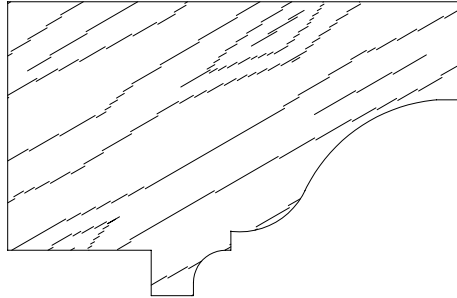


SCM 7024
1-1/2 X 1-3/4

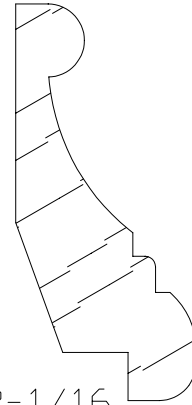
- PANEL MOULD -



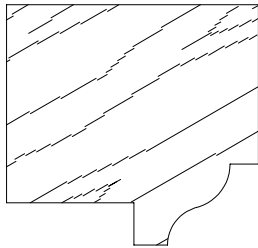
SCM 7025
1-1/4 X 1-1/2



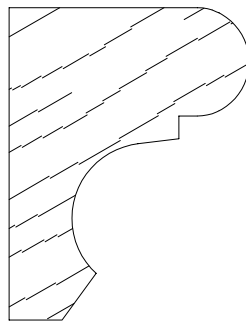
SCM 7026
1-1/2 X 2-3/8



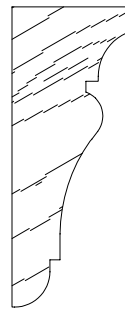
SCM 7027
15/16 X 2-1/16



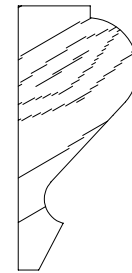
SCM 7028
1-1/4 X 1-1/2



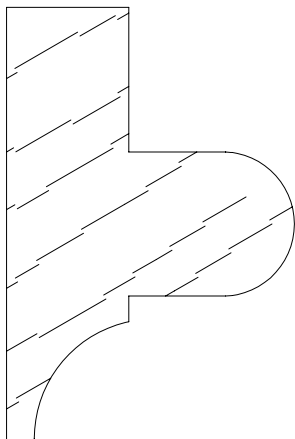
SCM 7029
1-1/4 X 1-5/8



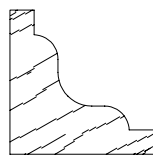
SCM 7030
5/8 X 1-9/16



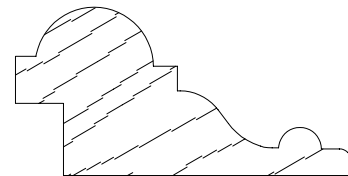
SCM 7031
5/8 X 1-3/8



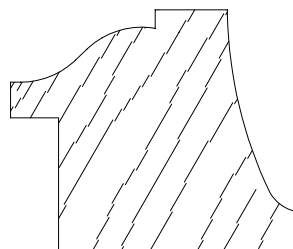
SCM 7032
1-1/2 X 2-1/4



SCM 7033
3/4 X 3/4

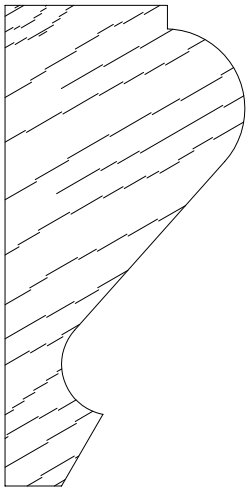


SCM 7035
7/8 X 1-3/4

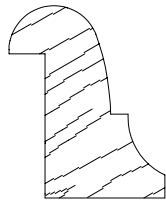


SCM 7034
1-1/4 X 1-1/2

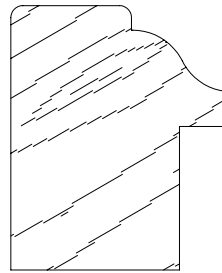
- PANEL MOULD -



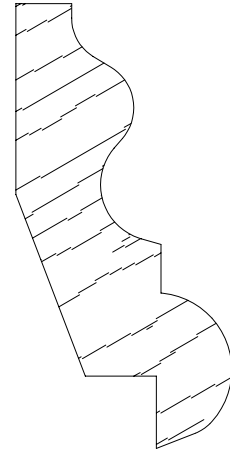
SCM 7036
1-1/4 X 2-1/2



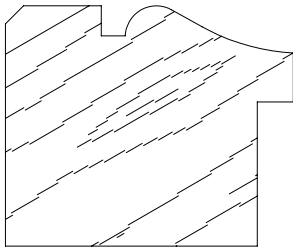
SCM 7037
13/16 X 1



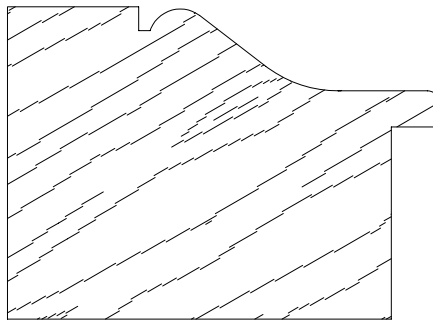
SCM 7038
1-1/8 X 1-3/8




SCM 7039
3/4 X 2-5/16




SCM 7040
1-1/4 X 1-1/2




SCM 7041
1-5/8 X 2-1/4



SCM 7042
5/8 X 1-1/2



SCM 7043
13/16 X 1-1/16




SCM 7044
1-3/8 X 1-3/4

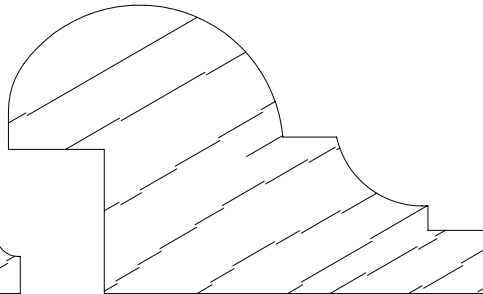


SCM 7045
5/8 X 1-1/8

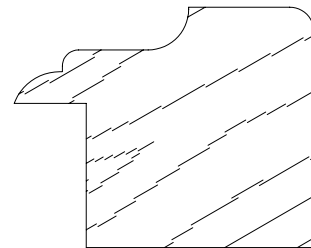
- PANEL MOULD -



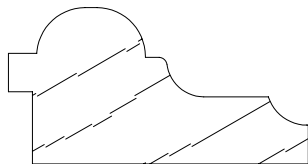
SCM 7046
1-1/8 X 2



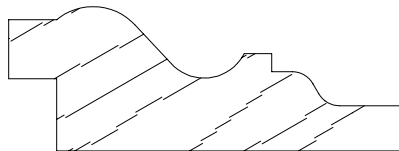
SCM 7047
1-1/2 X 2-1/2



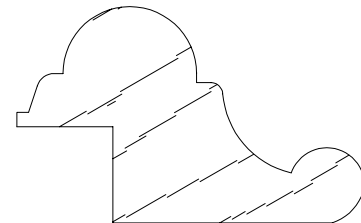
SCM 7048
1-1/4 X 1-9/16



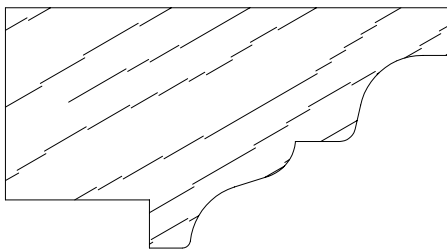
SCM 7049
13/16 X 1-9/16



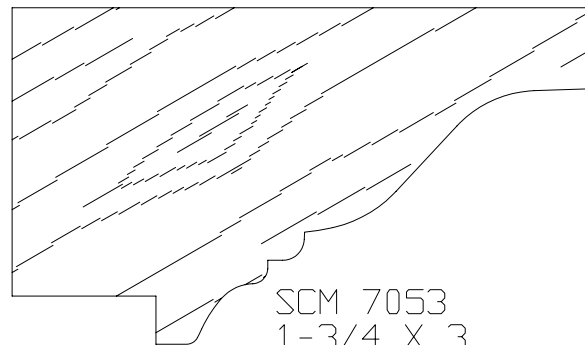
SCM 7050
3/4 X 2-1/16



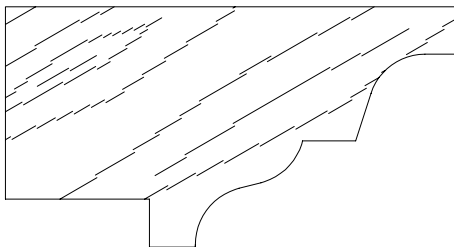
SCM 7051
1-1/8 X 1-13/16



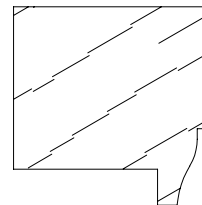
SCM 7052
1-1/4 X 2-5/16



SCM 7053
1-3/4 X 3

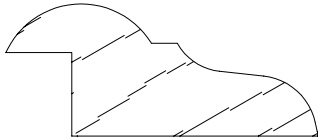


SCM 7054
1-1/4 X 2-11/32

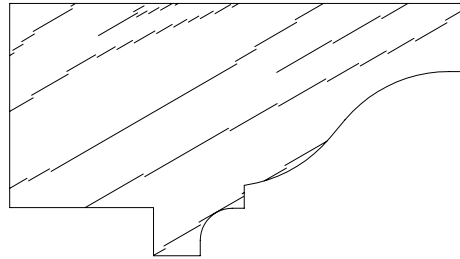


SCM 7055
1-1/32 X 1-1/32

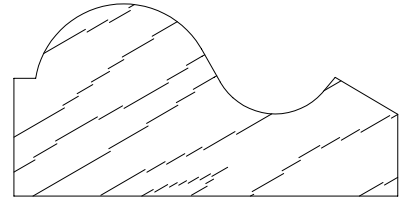
- PANEL MOULD -



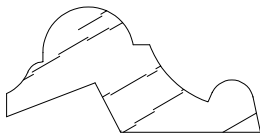
SCM 7056
11/16 X 1-5/8



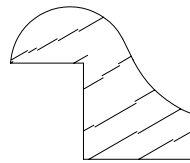
SCM 7057
1-5/16 X 2-3/8



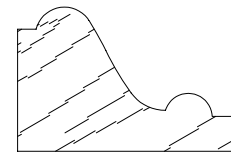
SCM 7058
1 X 2



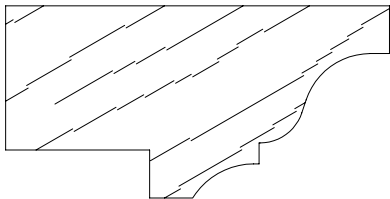
SCM 7059
21/32 X 1-5/16



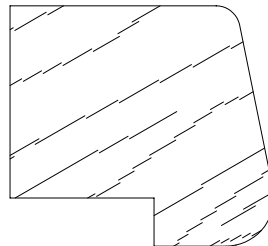
SCM 7060
13/16 X 15/16



SCM 7061
3/4 X 1-1/8



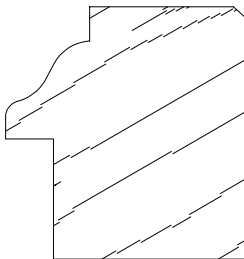
SCM 7062
1 X 2



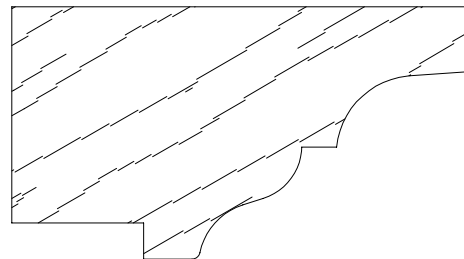
SCM 7063
1-1/4 X 1-3/8



SCM 7064
3/8 X 1



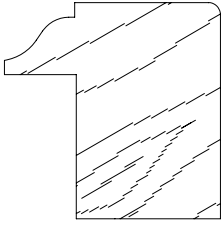
SCM 7065
1-1/4 X 1-5/16



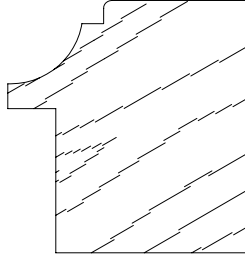
SCM 7066
1-5/16 X 2-3/8

SEATTLE CABINET & MILLWORK
16705 Tye St. SE Monroe WA 98272
Toll Free (866) 563-9129 Fax (360) 794-5331

- PANEL MOULD -



SCM 7067
1-1/8 X 1-1/8



SCM 7068
1-1/4 X 1-5/16